



1.0 PRODUCT DESCRIPTION

Available Sizes

- 1 ¼ – 8"/DN32 – DN200

Maximum Working Pressure

- Pressure ratings for Victaulic FireLock™ Fittings conform to the ratings of Victaulic FireLock EZ™ Style 009N couplings (refer to [publication 10.64](#) for more information).

Application

- FireLock™ fittings are designed for use exclusively with Victaulic couplings that have been Listed or Approved for Fire Protection Services. Use of other couplings or flange adapters may result in bolt pad interference.
- Connects pipe, provides change in direction and adapts sizes or components

Pipe Materials

- Carbon steel

2.0 CERTIFICATION/LISTINGS



EN 10311
CPR (EU)
No. 305/2011

BS EN 10311
CPR (UK)
2019 No. 465

3.0 SPECIFICATIONS – MATERIAL

Fitting: Ductile iron conforming to ASTM A536, Grade 65-45-12.

Fitting Coating: (specify choice)

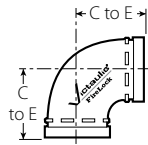
Orange coating.

Red coating (standard for EMEA-I and Asia Pacific).

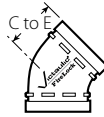
Optional: Hot dipped galvanized.

ALWAYS REFER TO ANY NOTIFICATIONS AT THE END OF THIS DOCUMENT REGARDING PRODUCT INSTALLATION, MAINTENANCE OR SUPPORT.

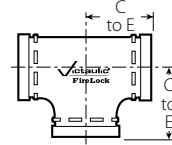
4.0 DIMENSIONS



No. 001



No. 003



No. 002



No. 006

Nominal Size inches DN	Actual Outside Diameter inches mm	No. 001 90° Elbow		No. 003 45° Elbow		No. 002 Straight Tee		No. 006 Cap	
		C to E inches mm	Approximate Weight Each lb kg	C to E inches mm	Approximate Weight Each lb kg	C to E inches mm	Approximate Weight Each lb kg	T inches mm	Approximate Weight Each lb kg
1 ¼ DN32	1.660 42.4	-	-	-	-	-	-	0.82 21	0.3 0.1
1 ½ DN40	1.900 48.3	-	-	-	-	-	-	0.82 21	0.4 0.2
2 DN50	2.375 60.3	2.75 70	1.6 0.7	2.00 51	1.4 0.6	2.75 70	2.4 1.1	0.88 22	0.6 0.3
2 ½	2.875 73.0	3.00 76	2.1 1.0	2.25 57	2.2 1.0	3.00 76	3.4 1.5	0.88 22	1.0 0.5
DN65	3.000 76.1	3.00 76	2.5 1.1	2.25 57	2.4 1.1	3.00 76	3.8 1.7	-	-
3 DN80	3.500 88.9	3.38 86	3.4 1.5	2.50 64	3.1 1.4	3.38 86	5.1 2.3	0.88 22	1.2 0.5
	4.250 108.0	4.00 102	5.7 2.6	3.00 76	5.1 2.3	4.00 102	7.5 3.4	-	-
4 DN100	4.500 114.3	4.00 102	5.9 2.7	3.00 76	4.9 2.2	4.00 102	6.8 3.1	1.00 25	2.4 1.1
DN125	5.500 139.7	4.88 124	12.4 5.6	3.25 82.6	8.2 3.7	4.88 124	15.4 7.0	-	-
5	5.563 141.3	4.88 124	7.8 3.5	3.25 83	8.3 3.8	4.88 124	15.3 6.9	1.00 25	4.1 1.9
	6.250 158.8	5.50 140	12.6 5.7	3.50 89	9.2 4.2	5.50 140	17.9 8.1	-	-
	6.500 165.1	5.43 140	13.0 5.9	3.50 89	9.4 4.2	5.50 140	19.7 8.9	-	-
6 DN150	6.625 168.3	5.50 140	13.7 6.2	3.50 89	10.4 4.7	5.50 140	20.2 9.2	1.00 25	5.9 2.7
	8.515 216.3	6.81 173	23.1 10.5	-	-	6.94 176	33.6 15.0	-	-
8 DN200	8.625 219.1	6.81 173	27.1 12.5	4.25 108	19.3 8.7	6.94 176	39.0 17.5	1.13 29	12.7 5.8

5.0 PERFORMANCE

Flow Data

Size		Frictional Resistance Equivalent of Straight Pipe ¹			
Nominal Size inches DN	Actual Outside Diameter inches mm	Elbows		No. 002 Straight Tee	
		No. 001 90° Elbow feet meters	No. 003 45° Elbow feet meters	Branch feet meters	Run feet meters
1 ¼ DN32	1.660 42.4	–	–	–	–
1 ½ DN40	1.900 48.3	–	–	–	–
2 DN50	2.375 60.3	3.5 1.1	1.8 0.5	8.5 2.6	3.5 1.1
2 ½	2.875 73.0	4.3 1.3	2.2 0.7	10.8 3.3	4.3 1.3
DN65	3.000 76.1	4.5 1.4	2.3 0.7	11.0 3.4	4.5 1.4
3 DN80	3.500 88.9	5.0 1.5	2.6 0.8	13.0 4.0	5.0 1.5
	4.250 108.0	6.4 2.0	3.2 0.9	15.3 4.7	6.4 2.0
4 DN100	4.500 114.3	6.8 2.1	3.4 1.0	16.0 4.9	6.8 2.1
5	5.563 141.3	8.5 2.6	4.2 1.3	21.0 6.4	8.5 2.6
DN125	5.500 139.7	8.3 2.5	4.1 1.3	20.6 6.3	8.3 2.5
	6.250 158.8	9.4 2.9	4.9 1.5	25.0 7.6	9.6 2.9
6 DN150	6.625 168.3	10.0 3.0	5.0 1.5	25.0 7.6	10.0 3.0
	6.500 165.1	9.8 3.0	4.9 1.5	24.5 7.5	9.8 3.0
8 DN200	8.625 219.1	13.0 4.0	5.0 1.5	33.0 10.1	13.0 4.0
	8.515 216.3	13.0 4.0	–	33.0 10.1	13.0 4.0

¹ The flow data listed is based upon the pressure drop of Schedule 40 pipe.

6.0 NOTIFICATIONS

General Notes

NOTE: When assembling FireLock EZ™ couplings onto end caps, take additional care to make certain the end cap is fully seated against the gasket end stop. For FireLock EZ™ Style 009N/009H couplings, use FireLock™ No. 006 end caps containing the “EZ” marking on the inside face or No. 60 end caps containing the “QV EZ” marking on the inside face. Non-Victaulic end cap products shall not be used with Style 009/009V/009H/009N couplings.

7.0 REFERENCE MATERIALS

[10.64: Victaulic® FireLock™ Rigid Coupling Style 009N](#)

[10.02: Victaulic® FireLock™ Rigid Coupling Style 005H with Vic-Plus™ Gasket System](#)

[29.01: Victaulic® Terms and Conditions of Sale](#)

User Responsibility for Product Selection and Suitability

Each user bears final responsibility for making a determination as to the suitability of Victaulic products for a particular end-use application, in accordance with industry standards and project specifications, and the applicable building codes and related regulations as well as Victaulic performance, maintenance, safety, and warning instructions. Nothing in this or any other document, nor any verbal recommendation, advice, or opinion from any Victaulic employee, shall be deemed to alter, vary, supersede, or waive any provision of Victaulic Company's standard conditions of sale, installation guide, or this disclaimer.

Intellectual Property Rights

No statement contained herein concerning a possible or suggested use of any material, product, service, or design is intended, or should be construed, to grant any license under any patent or other intellectual property right of Victaulic or any of its subsidiaries or affiliates covering such use or design, or as a recommendation for the use of such material, product, service, or design in the infringement of any patent or other intellectual property right. The terms “Patented” or “Patent Pending” refer to design or utility patents or patent applications for articles and/or methods of use in the United States and/or other countries.

Note

This product shall be manufactured by Victaulic or to Victaulic specifications. All products to be installed in accordance with current Victaulic installation/assembly instructions. Victaulic reserves the right to change product specifications, designs and standard equipment without notice and without incurring obligations.

Installation

Reference should always be made to the Victaulic installation handbook or installation instructions of the product you are installing. Handbooks are included with each shipment of Victaulic products, providing complete installation and assembly data, and are available in PDF format on our website at www.victaulic.com.

Warranty

Refer to the Warranty section of the current Price List or contact Victaulic for details.

Trademarks

Victaulic and all other Victaulic marks are the trademarks or registered trademarks of Victaulic Company, and/or its affiliated entities, in the U.S. and/or other countries.